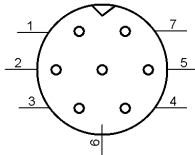


Universal Programmer Wiring Plans Mar2016

Universal Programmer Pin Out

1. Out Inverted
2. Out
3. In
4. GND
5. In Inverted
6. NC
7. NC

Standard 7 Pin Mic Plug (Female Pins)



Cable Plug (Female Connected)
Solder Side View

Programmer Pin Number = Radio Pin Number

Kenwood Mobile	Kenwood 2 pin
2=2	2= 3.5 Sleeve
3=5	3= 3.5 Ring
4=6	4= 2.5 Sleeve

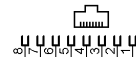
Motorola GP340	Motorola Mobile
2+3= 6&7	2= 2
4= 8&9	3= 2
	4= 5

Icom 2 pin	Icom Mobile
2= Ring	2= 2
3= Ring	3= 2
4= Sleeve	4= 7

Tait Mobile (inverted)	HYT TC320
1=7	2= 2 Mini USB
5=3	3= 3
4=6	4= 5

Radio Connector Numbering

All RJ45's



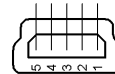
Looking Into Front of Radio

2.5 and 3.5mm plug numbering

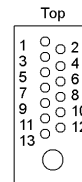


Sleeve, Ring 2, Ring (1), Tip

Mini USB



GP340 & GP344
Plug Pin Side



Wildtalk Ltd.		www.wildtalk.com	
TITLE: Universal Programming Cables Mar 2016			
Document Number:			REU:
Date: 05/04/2016 10:44:16		Sheet: 1/1	