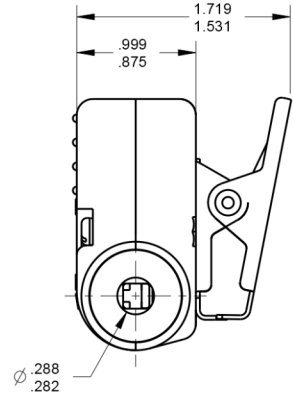
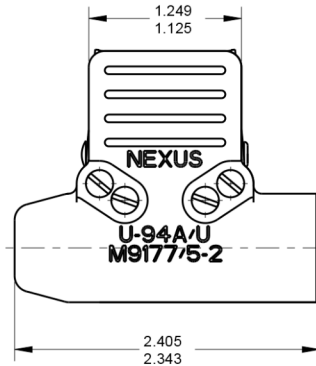
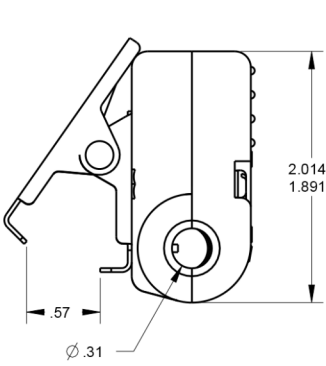
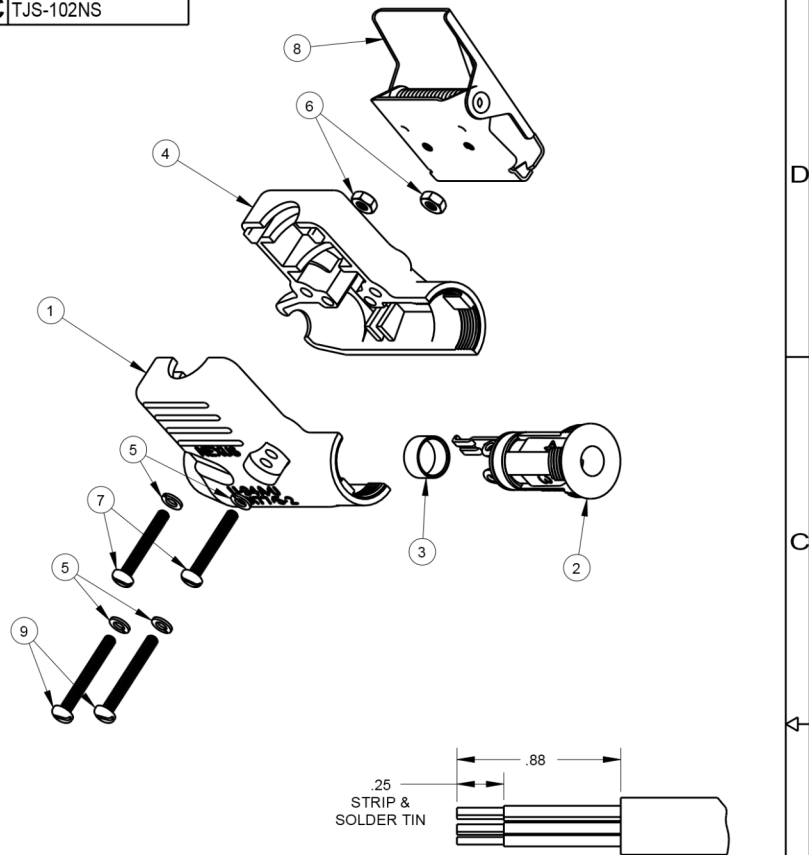


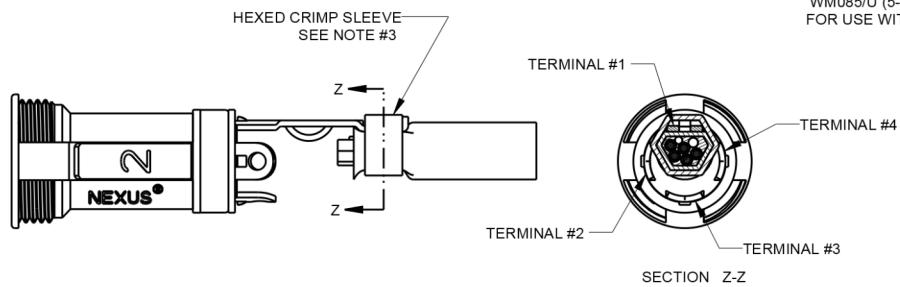
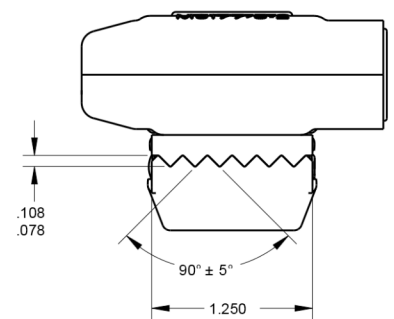
ITEM #	PART #	QTY	DESCRIPTION
1	TJS-102-1	1	SHELL HALF, RIBBED
2	TJS-102-3	1	JACK ASSEMBLY
3	TP-102-20	1	CRIMP, SLEEVE (ϕ .39 X .20)
4	TJS-102-2	1	SHELL, HALF - SMOOTH
5	TJ-106-13	4	#4 WASHER, LOCK
6	TJ-106-14	2	NUT, #4-40 SPECIAL
7	TJS-102-15	2	SCREW
8	TJS-104-3A	1	CLIP ASSEMBLY
9	TJS-102-11	2	SCREW

NOTES:
 1) EACHPART SHALL BE MARKED WITH U-94A/U & M9177/5-2
 2) PART SHALL BE ON QUALIFIED PRODUCT LIST FOR MIL-C-9177/5A
 3) CRIMPING TOOLS USE M22520/S-01 HAND TOOL W/CRIMP DIE M22520/5-29, M22520/5-3S OR M22520/5-5S
 4) MATING CONNECTORS M9177/1-1, & M9177/2-1

C TJS-102NS



RECOMMENDED CABLE:
 WM085/U (5-COND)
 FOR USE WITH U-94A/U



THIS DOCUMENT CONTAINS PROPRIETARY INFORMATION OF NEXUS, INCORPORATED AND SUCH INFORMATION MAY NOT BE DISCLOSED TO OTHERS FOR ANY PURPOSE OR USED FOR ANY PURPOSE WITHOUT THE WRITTEN CONSENT OF NEXUS.

DWN BY	IDH	DATE	7/15/85	MATERIAL	
CHECKED BY	RWF	DATE	7/16/85	FINISH	
APPR BY		DATE		WEIGHT	SCALE = 1.00 :1
UNLESS OTHERWISE SPECIFIED DIMENSIONS ARE IN INCHES & OR (mm)				TITLE	
TOLERANCES				CONNECTOR AUDIO	
DECIMAL				AIRBORNE JACK,	
±.XXX(X) .XX ±.XXX(X) .XX ±.XXX(X) .XXX				4 CONTACT, NO SWITCH	
±.00(X) .X ±.00(X) .XX ±.00(X) .XXX				DO NOT SCALE DWG. SHEET 1 OF 1	
FRACTIONS ±.XXX ±.XXX				SIZE	
ANGLES ±.X° ±.X°				DWG. NO.	
				C TJS-102NS	

LET.	REVISION	CN#	DATE	CHK
B	ADD BOM: EXPLODED VIEW	215	12/3 2014	HR